

**NEW**

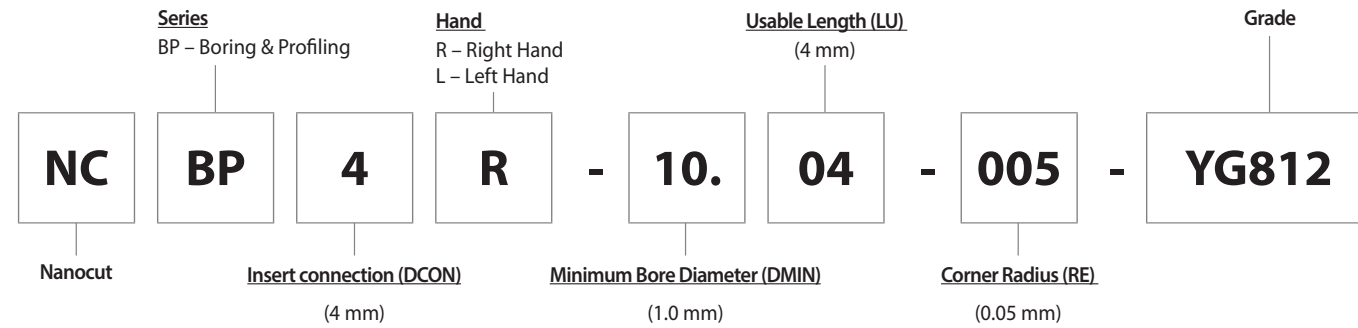
# **SOLID MINIATURE TURNING for SMALL BORE**



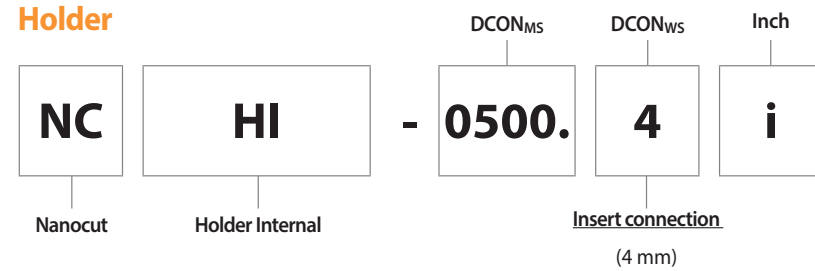
Scan this QR code  
to see our  
**Nanocut**  
at work.

## Code Keys - Boring Tool & Holder

### Boring Tool



### Holder




## Success Story

### Cutting Conditions

Nanocut Size	Ø.236", R.008"
Work Material	4140 (Alloy Steel) (HRc 20)
Vc	328 ft/min
N (RPM)	637 rev/min
Fn	.004 in/rev
Ap	Axial: .390" Radial: .006"
Coolant	Wet Cut
Operation	Boring
Machine	Turn Mill

Less is better  
 55 µm  
 43 µm  
 Edge wear (after 30 min.)



## Overview

At present, as demand for small parts (camera lens, mobile phone parts) and medical instruments (implants) increases, demand for small - diameter products capable of high - precision processing is increasing.

### Application

- Turning of Small Bore Components
- Internal Turning(Boring), Grooving and Threading



### Features

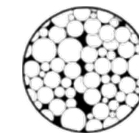
- Minimum Diameter(Boring & Profiling series) : Ø 1 mm (.039")
- Internal Coolant for Longer Tool life and Enhanced Chip Evacuation
- Secure Connection Design: Pin + Slant Positioning
- 10 Geometries for Various Applications

### Benefits

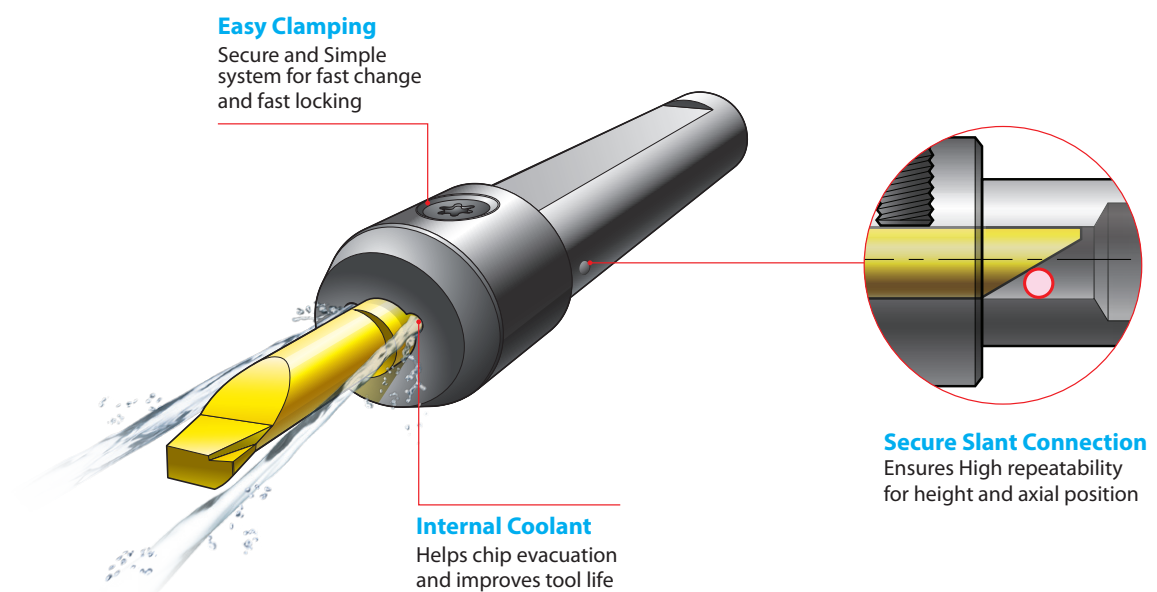
- Reduced Machine Down Time
- Lower Machining Cost

### YG812 - Micro Grain Carbide Grade

P10 - P20 M20 - M30 Submicron Grade Carbide Substrate Material for high toughness  
 K20 - K30 S10 - S25 and wear resistance realizes high precision machining



### Advantages of Nanocut



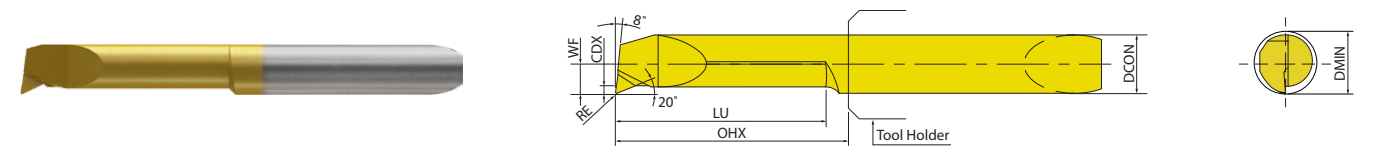
Overview

Recommended Cutting Conditions : p.165

Series	KAPR (°)	DCON mm(inch)	Page	
<b>BP</b> Boring & Profiling	98	4 (.157) 6 (.236)	<b>87</b>	
<b>BO</b> Boring with Chipbreaker	98		<b>88</b>	
<b>BF</b> 90° Boring	90		<b>89</b>	
<b>PR</b> Profiling	98		<b>90</b>	
Series	CW (inch)	DCON mm(inch)	Page	
<b>GR</b> Grooving Round	.039 - .079	4 (.157) 6 (.236)	<b>91</b>	
<b>GS</b> Grooving Square	.031 - .079		<b>92</b>	
<b>FI</b> Face Grooving Internal	.039 - .118		<b>93</b>	
<b>FE</b> Face Grooving External	.039 - .118		<b>93</b>	
Series	WF (inch)		DCON mm(inch)	Page
<b>CH</b> Chamfering	.020 - .043		4 (.157) 6 (.236)	<b>94</b>
<b>TH</b> Threading	.079 - .116	<b>95</b>		
Series	DCON <sub>MS</sub> (inch)	DCON <sub>WS</sub> (inch)	Page	
<b>Holder</b>	.500 - 1.000	4 (.157) 6 (.236)	<b>96</b>	

Boring Tool  
**BP - Boring & Profiling**

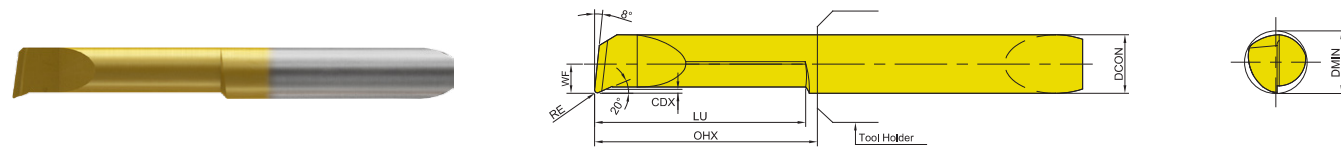
NEW



● : Stock item  
○ : Order made item

KAPR	DCON mm(inch)	Designation	EDP	Inch (in)							YG812
				DMIN	LU	RE	CDX	WF	OHX	OAL	
98°	4 (.157)	NCBP4R - 10.04 - 005 - YG812	NCBP04R1004005T	.039	.16	.002	.004	.018	.51	1.10	●
		NCBP4R - 10.04 - 010 - YG812	NCBP04R1004010T	.039	.16	.004	.004	.018	.51	1.10	●
		NCBP4R - 10.06 - 005 - YG812	NCBP04R1006005T	.039	.24	.002	.004	.018	.51	1.10	●
		NCBP4R - 10.06 - 010 - YG812	NCBP04R1006010T	.039	.24	.004	.004	.018	.51	1.10	●
		NCBP4R - 17.06 - 005 - YG812	NCBP04R1706005T	.067	.24	.002	.008	.028	.51	1.10	○
		NCBP4R - 17.06 - 010 - YG812	NCBP04R1706010T	.067	.24	.004	.008	.028	.51	1.10	●
		NCBP4R - 17.09 - 005 - YG812	NCBP04R1709005T	.067	.35	.002	.008	.028	.51	1.10	○
		NCBP4R - 17.09 - 010 - YG812	NCBP04R1709010T	.067	.35	.004	.008	.028	.51	1.10	●
		NCBP4R - 22.06 - 005 - YG812	NCBP04R2206005T	.087	.24	.002	.008	.037	.51	1.10	○
		NCBP4R - 22.06 - 010 - YG812	NCBP04R2206010T	.087	.24	.004	.008	.037	.51	1.10	●
		NCBP4R - 22.09 - 005 - YG812	NCBP04R2209005T	.087	.35	.002	.008	.037	.51	1.10	○
		NCBP4R - 22.09 - 010 - YG812	NCBP04R2209010T	.087	.35	.004	.008	.037	.51	1.10	●
	NCBP4R - 22.13 - 010 - YG812	NCBP04R2213010T	.087	.51	.004	.008	.037	.71	1.30	●	
	NCBP4R - 27.10 - 005 - YG812	NCBP04R2710005T	.106	.39	.002	.008	.047	.51	1.10	○	
	NCBP4R - 27.10 - 015 - YG812	NCBP04R2710015T	.106	.39	.006	.008	.047	.51	1.10	●	
	NCBP4R - 27.15 - 005 - YG812	NCBP04R2715005T	.106	.59	.002	.008	.047	.71	1.30	○	
	NCBP4R - 27.15 - 015 - YG812	NCBP04R2715015T	.106	.59	.006	.008	.047	.71	1.30	●	
	NCBP4R - 32.10 - 015 - YG812	NCBP04R3210015T	.126	.39	.006	.008	.057	.51	1.10	●	
	NCBP4R - 32.15 - 015 - YG812	NCBP04R3215015T	.126	.59	.006	.008	.057	.71	1.30	●	
	NCBP4R - 32.20 - 005 - YG812	NCBP04R3220005T	.126	.79	.002	.008	.057	.91	1.50	○	
	NCBP4R - 32.20 - 015 - YG812	NCBP04R3220015T	.126	.79	.006	.008	.057	.91	1.50	●	
	NCBP4R - 42.10 - 015 - YG812	NCBP04R4210015T	.165	.39	.006	.012	.077	.51	1.10	●	
	NCBP4R - 42.15 - 005 - YG812	NCBP04R4215005T	.165	.59	.002	.012	.077	.71	1.30	○	
	NCBP4R - 42.15 - 015 - YG812	NCBP04R4215015T	.165	.59	.006	.012	.077	.71	1.30	●	
	NCBP4R - 42.20 - 005 - YG812	NCBP04R4220005T	.165	.79	.002	.012	.077	.91	1.50	○	
	NCBP4R - 42.20 - 015 - YG812	NCBP04R4220015T	.165	.79	.006	.012	.077	.91	1.50	●	
	NCBP4R - 42.25 - 005 - YG812	NCBP04R4225005T	.165	.98	.002	.012	.077	1.10	1.69	○	
	NCBP4R - 42.25 - 015 - YG812	NCBP04R4225015T	.165	.98	.006	.012	.077	1.10	1.69	●	
NCBP6R - 62.15 - 020 - YG812	NCBP06R6215020T	.244	.59	.008	.020	.116	.71	1.69	●		
NCBP6R - 62.20 - 020 - YG812	NCBP06R6220020T	.244	.79	.008	.020	.116	.91	1.89	●		
NCBP6R - 62.25 - 020 - YG812	NCBP06R6225020T	.244	.98	.008	.020	.116	1.10	2.09	●		
NCBP6R - 62.30 - 020 - YG812	NCBP06R6230020T	.244	1.18	.008	.020	.116	1.30	2.28	●		
NCBP6R - 62.35 - 020 - YG812	NCBP06R6235020T	.244	1.38	.008	.020	.116	1.50	2.48	●		
NCBP6R - 62.40 - 020 - YG812	NCBP06R6240020T	.244	1.57	.008	.020	.116	1.69	2.68	●		

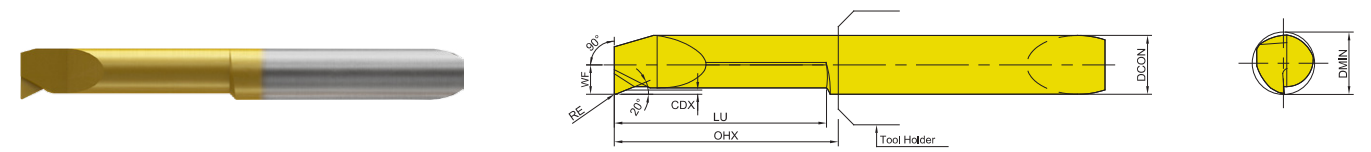
Boring Tool  
**BO - Boring with Chip Breaker** NEW



●: Stock item  
○: Order made item

KAPR	DCON mm(inch)	Designation	EDP	Inch (in)							YG812
				DMIN	LU	RE	CDX	WF	OHX	OAL	
98°	4 (.157)	NCBO4R-10.06-005-YG812	NCBO04R1006005T	.039	.24	.002	.004	.018	.51	1.10	○
		NCBO4R-10.06-010-YG812	NCBO04R1006010T	.039	.24	.004	.004	.018	.51	1.10	●
		NCBO4R-17.09-005-YG812	NCBO04R1709005T	.067	.35	.002	.008	.028	.51	1.10	○
		NCBO4R-17.09-010-YG812	NCBO04R1709010T	.067	.35	.004	.008	.028	.51	1.10	○
		NCBO4R-22.09-005-YG812	NCBO04R2209005T	.087	.35	.002	.008	.037	.51	1.10	○
		NCBO4R-22.09-010-YG812	NCBO04R2209010T	.087	.35	.004	.008	.037	.51	1.10	●
		NCBO4R-22.13-010-YG812	NCBO04R2213010T	.087	.51	.004	.008	.037	.71	1.30	○
		NCBO4R-27.15-005-YG812	NCBO04R2715005T	.106	.59	.002	.008	.047	.71	1.30	○
		NCBO4R-27.15-015-YG812	NCBO04R2715015T	.106	.59	.006	.008	.047	.71	1.30	○
	6 (.236)	NCBO4R-32.15-015-YG812	NCBO04R3215015T	.126	.59	.006	.008	.057	.71	1.30	●
		NCBO4R-32.20-005-YG812	NCBO04R3220005T	.126	.79	.002	.008	.057	.91	1.50	○
		NCBO4R-32.20-015-YG812	NCBO04R3220015T	.126	.79	.006	.008	.057	.91	1.50	●
		NCBO4R-42.20-005-YG812	NCBO04R4220005T	.165	.79	.002	.012	.077	.91	1.50	○
		NCBO4R-42.20-015-YG812	NCBO04R4220015T	.165	.79	.006	.012	.077	.91	1.50	●
		NCBO4R-42.25-005-YG812	NCBO04R4225005T	.165	.98	.002	.012	.077	1.10	1.69	○
		NCBO4R-42.25-015-YG812	NCBO04R4225015T	.165	.98	.006	.012	.077	1.10	1.69	●
		NCBO6R-62.15-020-YG812	NCBO06R6215020T	.244	.59	.008	.020	.116	.81	1.69	●
		NCBO6R-62.25-020-YG812	NCBO06R6225020T	.244	.98	.008	.020	.116	1.10	2.09	●
6 (.236)	NCBO6R-62.30-020-YG812	NCBO06R6230020T	.244	1.18	.008	.020	.116	1.30	2.28	●	
	NCBO6R-62.35-020-YG812	NCBO06R6235020T	.244	1.38	.008	.020	.116	1.50	2.48	●	
	NCBO6R-62.40-020-YG812	NCBO06R6240020T	.244	1.57	.008	.020	.116	1.69	2.68	○	

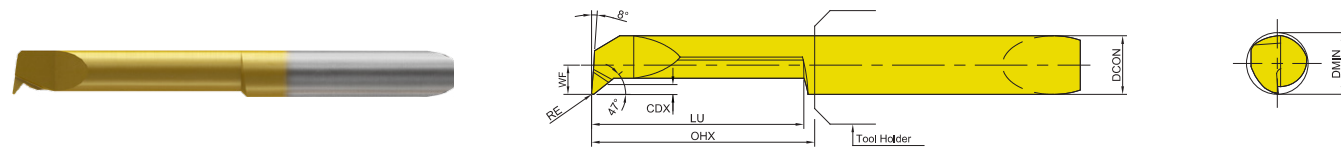
Boring Tool  
**BF - 90° Boring** NEW



●: Stock item  
○: Order made item

KAPR	DCON mm(inch)	Designation	EDP	Inch (in)							YG812
				DMIN	LU	RE	CDX	WF	OHX	OAL	
90°	4 (.157)	NCBF4R-10.04-010-YG812	NCBF04R1004010T	.039	.16	.004	.004	.018	.51	1.10	○
		NCBF4R-10.06-010-YG812	NCBF04R1006010T	.039	.24	.004	.004	.018	.51	1.10	○
		NCBF4R-17.06-010-YG812	NCBF04R1706010T	.067	.24	.004	.008	.028	.51	1.10	○
		NCBF4R-17.09-010-YG812	NCBF04R1709010T	.067	.35	.004	.008	.028	.51	1.10	○
		NCBF4R-22.06-010-YG812	NCBF04R2206010T	.087	.24	.004	.008	.037	.51	1.10	○
		NCBF4R-22.09-010-YG812	NCBF04R2209010T	.087	.35	.004	.008	.037	.51	1.10	○
		NCBF4R-22.13-010-YG812	NCBF04R2213010T	.087	.51	.004	.008	.037	.71	1.30	○
		NCBF4R-27.10-015-YG812	NCBF04R2710015T	.106	.39	.006	.008	.047	.51	1.10	○
		NCBF4R-27.15-015-YG812	NCBF04R2715015T	.106	.59	.006	.008	.047	.71	1.30	○
	6 (.236)	NCBF4R-32.10-015-YG812	NCBF04R3210015T	.126	.39	.006	.008	.057	.51	1.10	○
		NCBF4R-32.15-015-YG812	NCBF04R3215015T	.126	.59	.006	.008	.057	.71	1.30	○
		NCBF4R-32.20-015-YG812	NCBF04R3220015T	.126	.79	.006	.008	.057	.91	1.50	○
		NCBF4R-42.10-015-YG812	NCBF04R4210015T	.165	.39	.006	.012	.077	.51	1.10	○
		NCBF4R-42.15-015-YG812	NCBF04R4215015T	.165	.59	.006	.012	.077	.71	1.30	○
		NCBF4R-42.20-015-YG812	NCBF04R4220015T	.165	.79	.006	.012	.077	.91	1.50	○
		NCBF4R-42.25-015-YG812	NCBF04R4225015T	.165	.98	.006	.012	.077	1.10	1.69	○
		NCBF6R-62.15-020-YG812	NCBF06R6215020T	.244	.59	.008	.020	.116	.71	1.69	○
		NCBF6R-62.20-020-YG812	NCBF06R6220020T	.244	.79	.008	.020	.116	.91	1.89	○
6 (.236)	NCBF6R-62.25-020-YG812	NCBF06R6225020T	.244	.98	.008	.020	.116	1.10	2.09	○	
	NCBF6R-62.30-020-YG812	NCBF06R6230020T	.244	1.18	.008	.020	.116	1.30	2.28	○	
	NCBF6R-62.35-020-YG812	NCBF06R6235020T	.244	1.38	.008	.020	.116	1.50	2.48	○	
	NCBF6R-62.40-020-YG812	NCBF06R6240020T	.244	1.57	.008	.020	.116	1.69	2.68	○	

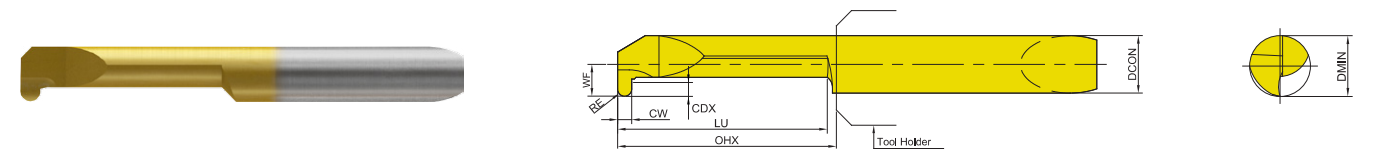
Boring Tool  
**PR - Profiling** NEW



●: Stock item  
○: Order made item

KAPR	DCON mm(inch)	Designation	EDP	Inch (in)							YG812
				DMIN	LU	RE	CDX	WF	OHX	OAL	
98°	4 (.157)	NCPR4R - 10.04 - 010 - YG812	NCPR04R1004010T	.039	.16	.004	.004	.018	.51	1.10	○
		NCPR4R - 10.06 - 010 - YG812	NCPR04R1006010T	.039	.24	.004	.004	.018	.51	1.10	○
		NCPR4R - 17.06 - 010 - YG812	NCPR04R1706010T	.067	.24	.004	.008	.028	.51	1.10	○
		NCPR4R - 17.09 - 010 - YG812	NCPR04R1709010T	.067	.35	.004	.008	.028	.51	1.10	○
		NCPR4R - 22.06 - 010 - YG812	NCPR04R2206010T	.087	.24	.004	.008	.037	.51	1.10	○
		NCPR4R - 22.09 - 010 - YG812	NCPR04R2209010T	.087	.35	.004	.008	.037	.51	1.10	○
		NCPR4R - 22.13 - 010 - YG812	NCPR04R2213010T	.087	.51	.004	.008	.037	.71	1.30	○
		NCPR4R - 27.10 - 015 - YG812	NCPR04R2710015T	.106	.39	.006	.008	.047	.51	1.10	○
		NCPR4R - 27.15 - 015 - YG812	NCPR04R2715015T	.106	.59	.006	.008	.047	.71	1.30	○
	6 (.236)	NCPR4R - 32.10 - 015 - YG812	NCPR04R3210015T	.126	.39	.006	.008	.057	.51	1.10	○
		NCPR4R - 32.15 - 015 - YG812	NCPR04R3215015T	.126	.59	.006	.008	.057	.71	1.30	○
		NCPR4R - 32.20 - 015 - YG812	NCPR04R3220015T	.126	.79	.006	.008	.057	.91	1.50	○
		NCPR4R - 42.10 - 015 - YG812	NCPR04R4210015T	.165	.39	.006	.012	.077	.51	1.10	●
		NCPR4R - 42.15 - 015 - YG812	NCPR04R4215015T	.165	.59	.006	.012	.077	.71	1.30	●
		NCPR4R - 42.20 - 015 - YG812	NCPR04R4220015T	.165	.79	.006	.012	.077	.91	1.50	●
		NCPR4R - 42.25 - 015 - YG812	NCPR04R4225015T	.165	.98	.006	.012	.077	1.10	1.69	○
		NCPR6R - 62.15 - 020 - YG812	NCPR06R6215020T	.244	.59	.008	.020	.116	.71	1.69	●
		NCPR6R - 62.20 - 020 - YG812	NCPR06R6220020T	.244	.79	.008	.020	.116	.91	1.89	●
NCPR6R - 62.25 - 020 - YG812	NCPR06R6225020T	.244	.98	.008	.020	.116	1.10	2.09	○		
6 (.236)	NCPR6R - 62.30 - 015 - YG812	NCPR06R6230015T	.244	1.18	.006	.020	.116	1.30	2.28	●	
	NCPR6R - 62.30 - 020 - YG812	NCPR06R6230020T	.244	1.18	.008	.020	.116	1.30	2.28	○	
	NCPR6R - 62.35 - 020 - YG812	NCPR06R6235020T	.244	1.38	.008	.020	.116	1.50	2.48	○	
	NCPR6R - 62.40 - 020 - YG812	NCPR06R6240020T	.244	1.57	.008	.020	.116	1.69	2.68	○	

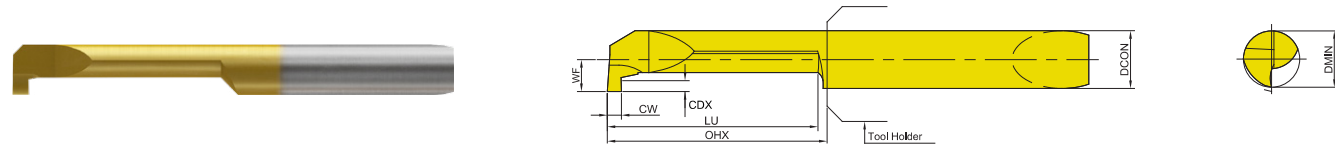
Boring Tool  
**GR - Grooving Round** NEW



●: Stock item  
○: Order made item

DCON mm(inch)	Designation	EDP	Inch (in)							YG812	
			DMIN	LU	RE	CW	CDX	WF	OHX		OAL
4 (.157)	NCGR4R - 42.15 - 10x08 - YG812	NCGR04R4215100T	.165	.59	.020	.039	.031	.077	.71	1.30	○
	NCGR4R - 42.15 - 12x08 - YG812	NCGR04R4215120T	.165	.59	.023	.046	.031	.077	.71	1.30	○
	NCGR4R - 42.15 - 15x08 - YG812	NCGR04R4215150T	.165	.59	.030	.059	.039	.077	.71	1.30	○
	NCGR4R - 42.15 - 16x08 - YG812	NCGR04R4215160T	.165	.59	.032	.064	.039	.077	.71	1.30	○
6 (.236)	NCGR6R - 62.25 - 10x18 - YG812	NCGR06R6225100T	.244	.98	.020	.039	.071	.116	1.10	2.09	○
	NCGR6R - 62.25 - 15x18 - YG812	NCGR06R6225150T	.244	.98	.030	.059	.071	.116	1.10	2.09	○
	NCGR6R - 62.25 - 16x18 - YG812	NCGR06R6225160T	.244	.98	.030	.064	.031	.116	1.10	2.09	○
	NCGR6R - 62.25 - 20x18 - YG812	NCGR06R6225200T	.244	.98	.039	.079	.071	.116	1.10	2.09	○

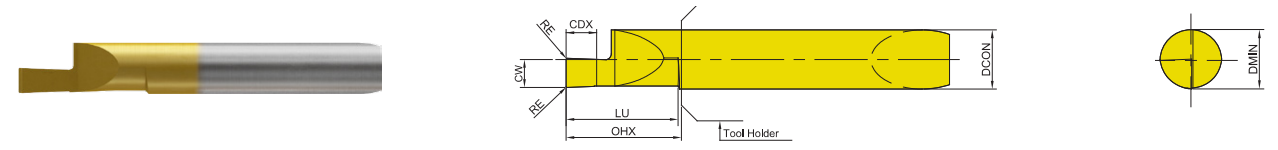
Boring Tool  
**GS - Grooving Square** NEW



●: Stock item  
○: Order made item

DCON mm(inch)	Designation	EDP	Inch (in)							YG812
			DMIN	LU	CW	CDX	WF	OHX	OAL	
4 (.157)	NCGS4R - 42.10 - 079x08 - YG812	NCGS04R4210079T	.165	.39	.031	.031	.077	.51	1.50	○
	NCGS4R - 42.15 - 079x08 - YG812	NCGS04R4215079T	.165	.59	.031	.031	.077	.71	1.69	○
	NCGS4R - 42.20 - 079x08 - YG812	NCGS04R4220079T	.165	.79	.031	.031	.077	.91	1.89	○
	NCGS4R - 42.10 - 100x08 - YG812	NCGS04R4210100T	.165	.39	.039	.031	.077	.51	1.50	●
	NCGS4R - 42.15 - 100x08 - YG812	NCGS04R4215100T	.165	.59	.039	.031	.077	.71	1.69	●
	NCGS4R - 42.20 - 100x08 - YG812	NCGS04R4220100T	.165	.79	.039	.031	.077	.91	1.89	○
6 (.236)	NCGS6R - 62.10 - 079x18 - YG812	NCGS06R6210079T	.244	.39	.031	.071	.116	.51	1.50	○
	NCGS6R - 62.15 - 079x18 - YG812	NCGS06R6215079T	.244	.59	.031	.071	.116	.71	1.69	○
	NCGS6R - 62.25 - 079x18 - YG812	NCGS06R6225079T	.244	.98	.031	.071	.116	1.10	2.09	○
	NCGS6R - 62.35 - 079x18 - YG812	NCGS06R6235079T	.244	1.38	.031	.071	.116	1.50	2.48	○
	NCGS6R - 62.10 - 100x18 - YG812	NCGS06R6210100T	.244	.39	.039	.071	.116	.51	1.50	○
	NCGS6R - 62.15 - 100x18 - YG812	NCGS06R6215100T	.244	.59	.039	.071	.116	.71	1.69	●
	NCGS6R - 62.25 - 100x18 - YG812	NCGS06R6225100T	.244	.98	.039	.071	.116	1.10	2.09	●
	NCGS6R - 62.35 - 100x18 - YG812	NCGS06R6235100T	.244	1.38	.039	.071	.116	1.50	2.48	○
	NCGS6R - 62.10 - 117x18 - YG812	NCGS06R6210117T	.244	.39	.046	.071	.116	.51	1.50	○
	NCGS6R - 62.15 - 117x18 - YG812	NCGS06R6215117T	.244	.59	.046	.071	.116	.71	1.69	○
	NCGS6R - 62.25 - 117x18 - YG812	NCGS06R6225117T	.244	.98	.046	.071	.116	1.10	2.09	○
	NCGS6R - 62.35 - 117x18 - YG812	NCGS06R6235117T	.244	1.38	.046	.071	.116	1.50	2.48	○
	NCGS6R - 62.10 - 150x18 - YG812	NCGS06R6210150T	.244	.39	.059	.071	.116	.51	1.50	●
	NCGS6R - 62.15 - 150x18 - YG812	NCGS06R6215150T	.244	.59	.059	.071	.116	.71	1.69	●
	NCGS6R - 62.25 - 150x18 - YG812	NCGS06R6225150T	.244	.98	.059	.071	.116	1.10	2.09	●
	NCGS6R - 62.35 - 150x18 - YG812	NCGS06R6235150T	.244	1.38	.059	.071	.116	1.50	2.48	○
	NCGS6R - 62.10 - 157x18 - YG812	NCGS06R6210157T	.244	.39	.062	.071	.116	.51	1.50	○
	NCGS6R - 62.15 - 157x18 - YG812	NCGS06R6215157T	.244	.59	.062	.071	.116	.71	1.69	○
NCGS6R - 62.25 - 157x18 - YG812	NCGS06R6225157T	.244	.98	.062	.071	.116	1.10	2.09	○	
NCGS6R - 62.35 - 157x18 - YG812	NCGS06R6235157T	.244	1.38	.062	.071	.116	1.50	2.48	○	
NCGS6R - 62.10 - 198x18 - YG812	NCGS06R6210198T	.244	.39	.078	.071	.116	.51	1.50	○	
NCGS6R - 62.15 - 198x18 - YG812	NCGS06R6215198T	.244	.59	.078	.071	.116	.71	1.69	○	
NCGS6R - 62.25 - 198x18 - YG812	NCGS06R6225198T	.244	.98	.078	.071	.116	1.10	2.09	○	
NCGS6R - 62.30 - 198x18 - YG812	NCGS06R6230198T	.244	1.18	.078	.071	.116	1.30	2.28	○	
NCGS6R - 62.10 - 200x18 - YG812	NCGS06R6210200T	.244	.39	.079	.071	.116	.51	1.50	●	
NCGS6R - 62.15 - 200x18 - YG812	NCGS06R6215200T	.244	.59	.079	.071	.116	.71	1.69	●	
NCGS6R - 62.25 - 200x18 - YG812	NCGS06R6225200T	.244	.98	.079	.071	.116	1.10	2.09	●	

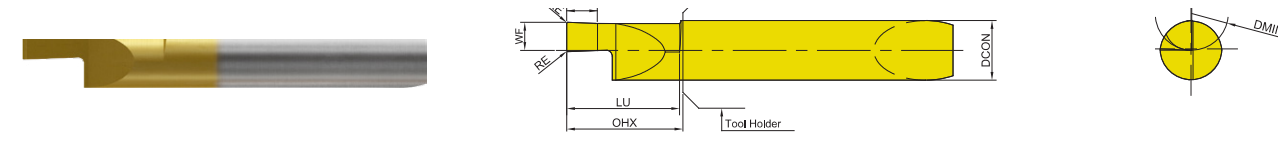
Boring Tool  
**FI - Face Grooving Internal** NEW



●: Stock item  
○: Order made item

DCON mm(inch)	Designation	EDP	Inch (in)							YG812	
			DMIN	LU	RE	CW	CDX	WF	OHX		OAL
6 (.236)	NCFI6R - 62.15 - 10x20 - YG812	NCFI06R6215010T	.244	.59	.004	.039	.08	.116	.71	1.69	●
	NCFI6R - 62.15 - 15x30 - YG812	NCFI06R6215015T	.244	.59	.004	.059	.12	.116	.71	1.69	●
	NCFI6R - 62.15 - 20x40 - YG812	NCFI06R6215020T	.244	.59	.004	.079	.16	.116	.71	1.69	●
	NCFI6R - 62.15 - 25x50 - YG812	NCFI06R6215025T	.244	.59	.004	.098	.20	.116	.71	1.69	●
	NCFI6R - 62.15 - 30x60 - YG812	NCFI06R6215030T	.244	.59	.004	.118	.24	.116	.71	1.69	●

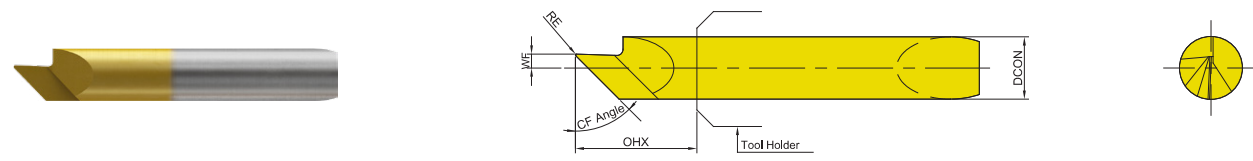
Boring Tool  
**FE - Face Grooving External** NEW



●: Stock item  
○: Order made item

DCON mm(inch)	Designation	EDP	Inch (in)							YG812	
			DMIN	LU	RE	CW	CDX	WF	OHX		OAL
6 (.236)	NCFE6R - 62.15 - 10x20 - YG812	NCFE06R6215010T	.244	.59	.004	.039	.08	.116	.71	1.69	●
	NCFE6R - 62.15 - 15x30 - YG812	NCFE06R6215015T	.244	.59	.004	.059	.12	.116	.71	1.69	●
	NCFE6R - 62.15 - 20x40 - YG812	NCFE06R6215020T	.244	.59	.004	.079	.16	.116	.71	1.69	●
	NCFE6R - 62.15 - 25x50 - YG812	NCFE06R6215025T	.244	.59	.004	.098	.20	.116	.71	1.69	●
	NCFE6R - 62.15 - 30x60 - YG812	NCFE06R6215030T	.244	.59	.004	.118	.24	.116	.71	1.69	●

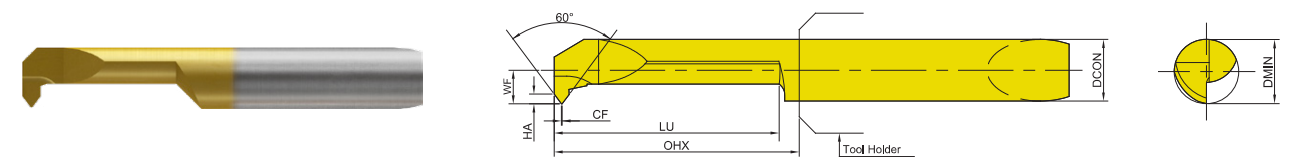
Boring Tool  
**CH - Chamfering** NEW



●: Stock item  
○: Order made item

KAPR	DCON mm(inch)	Designation	EDP	Inch (in)							YG812
				DMIN	RE	CDX	WF	OHX	OAL		
45°	6	NCCH6R - 10.03 - 45 - YG812	NCCH06R103045T	.039	.008	.14	.043	.51	1.50	○	
60°	(.236)	NCCH6R - 10.04 - 60 - YG812	NCCH06R103060T	.039	.008	.16	.020	.51	1.50	○	

Boring Tool  
**TH - Threading** NEW



●: Stock item  
○: Order made item

\* P - 60 : Partial Profile, 60°

DCON mm(inch)	Designation	EDP	Inch (in)											YG812
			DMIN	LU	TPIN	TPIX	WF	HA	CF	OHX	OAL			
4 (.157)	NCTH04R - 42.15 - 050 - P - 60 - YG812	NCTV04R4215050T	.165	.591	36	48	.079	.018	.002	.709	1.299	○		
	NCTH04R - 42.15 - 075 - P - 60 - YG812	NCTV04R4215075T	.165	.591	24	32	.093	.026	.004	.709	1.299	○		
	NCTH04R - 42.15 - 100 - P - 60 - YG812	NCTV04R4215100T	.165	.591	20	24	.089	.031	.005	.709	1.299	○		
6 (.236)	NCTH06R - 62.15 - 100 - P - 60 - YG812	NCTV06R6215100T	.244	.591	20	24	.116	.031	.005	.807	1.693	○		
	NCTH06R - 62.15 - 125 - P - 60 - YG812	NCTV06R6215125T	.244	.591	16	20	.091	.038	.006	.807	1.693	○		
	NCTH06R - 62.15 - 150 - P - 60 - YG812	NCTV06R6215150T	.244	.591	14	16	.116	.045	.007	.807	1.693	○		

# Boring Tool Holder

**Holder** NEW

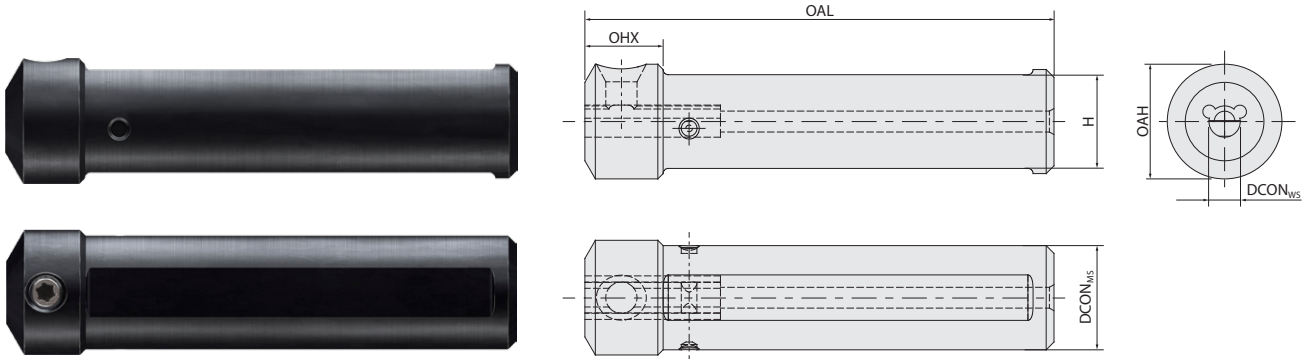
TURNING

PARTING & GROOVING

MILLING

DRILLING

TECHNICAL INFORMATION



Scale	Insert Size (DCON <sub>M5</sub> )	Designation	EDP	DCON <sub>M5</sub>	OAL	H	OAH	OHX
Metric / Inch	4 (.157)	NCHI-0500.4i	ZBR0400500	.500	2.756	.421	.624	.551
		NCHI-0625.4i	ZBR0400625	.625	2.953	.546	.687	
		NCHI-0750.4i	ZBR0400750	.750	4.331	.671	.750	
		NCHI-1000.4i	ZBR0401000	1.000	4.331	.906	1.000	
	6 (.236)	NCHI-0500.6i	ZBR0600500	.500	2.756	.421	.663	
		NCHI-0625.6i	ZBR0600625	.625	2.953	.546	.726	
		NCHI-0750.6i	ZBR0600750	.750	4.331	.671	.827	
		NCHI-1000.6i	ZBR0601000	1.000	4.331	.906	1.000	